

美国北亚利桑那大学本科项目申请流程

1. 在线申请表: <https://www.applyweb.com/apply/northazi/>

请参考本页后面的申请表填写指南, 待成功提交后, 再准备下列资料

2. 中、英文大学成绩单 (需由学生所在院校国际处老师发送扫描件)
3. 中、英文高中三年成绩单 或 中、英文高考成绩单 (申请一学期或一学年短期项目学生无需提供)
4. 资金证明 26.4 万人民币 (申请一学期短期项目只需开据 13.2 万)

注: 资金证明需在提交录取后的三个月内有效, 存款人为学生或学生父母皆可。此项只接受银行存款证明, 理财类证明无效。

5. 托福或雅思成绩扫描件 - 托福 70 分及以上, 雅思 6.0 分及以上。如果没有语言成绩或未满足成绩要求, 学生可申请条件性录取。入学后第一周参加语言测试, 通过考试后即可进入专业课学习; 未通过考试的学生将进入 NAU 语言学习中心 PIE 进行语言培训。

6. 护照扫描件

为了帮助您尽快完成录取, 学生可以先提交以上材料的电子扫描版作申请, 原件可在开学时由学生带去学校提交。

在线申请表填写指南

第一步：创建账号

登录 <https://www.applyweb.com/northazi/> 你会看到以下界面：

Apply Online at Northern Arizona University

Northern Arizona University uses CollegeNET as our online application provider.

Visit our homepage for more information about the campus, academics, application help and requirements.

NAU's Center for International Education homepage

There is a \$50.00 application and processing fee for International Undergraduate applicants. This application is for international student applicants who are applying for the Flagstaff Mountain main campus, Extended Campuses and online-only programs.

Proceed with Online Application Submission

Step 1: Create An Account → 请点击此处

Step 2: Read Directions & Instructions

Step 3: Complete online International Student Application

Review Your Account at any time

- [Review Your Activity](#)
- [Change Your Password](#)
- [Forgot Your Password?](#)

点击 Step 1: Create An Account 建立账户，进入以下界面：

Account Email/Username and Password

Email Address
Your email address is your username

New Password

Confirm Password

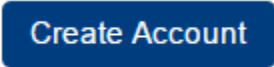
Personal Information

First Name

Last Name

Date of Birth 


Create Account

1. 在“Email”一栏, 填写你的个人电子邮箱。
2. 在“Password”一栏, 设置帐户密码。
3. 在“Password Confirmation”一栏再次输入账户密码。
(请牢记自己设置的密码, 可以用于未来查询、修改申请表信息)
4. 在“First name”一栏, 填写你的名。
5. 在“Last name”一栏, 填写你的姓。
6. 在“Date of Birth”一栏, 选择自己的生日。
7. 点击 
8. 系统会发送一封确认邮件至你的个人电子邮箱, 请进入个人电子邮箱点击确认邮件内的链接, 进入以下界面: (如果收件箱没有该邮件, 请检查是否在垃圾箱)



The image shows a login form with the following elements:

- A text input field labeled "Username".
- A text input field labeled "Password".
- A link labeled "Forgot your password?" with a question mark icon.
- A blue button labeled "Log In". A red box highlights this button, and a red arrow points to it with the text "请点击此处" (Click here).
- Below the "Log In" button, the text "Or, if you are new, please" is displayed.
- A light blue button labeled "Create a New Account" is located below the "Or, if you are new, please" text.

9. 在“Username”一栏填写个人电子邮箱地址。
10. 在“Password”一栏填写之前设置好的密码。
11. 点击  , 完成账户建立并登录。

第二步：信息录入

Apply Online at Northern Arizona University

Northern Arizona University uses CollegeNET as our online application provider.

Visit our homepage for more information about the campus, academics, application help and requirements.

[NAU's Center for International Education homepage](#)

There is a \$50.00 application and processing fee for International Undergraduate applicants. This application is for international student applicants who are applying for the Flagstaff Mountain main campus, Extended Campuses and online-only programs.

Proceed with Online Application Submission

Step 1: [Create An Account](#)

Step 2: [Read Directions & Instructions](#)

Step 3: [Complete online International Student Application](#) → 请点击此处

Review Your Account at any time

- [Review Your Activity](#)
- [Change Your Password](#)
- [Forgot Your Password?](#)

登录账户后，你会看到以下界面：

点击 **Step 3: Complete online International Student Application** 进入下方界面填写个人信息 (以下内容需与护照信息一致)：

a. 姓名信息：

Personal Information

*** Full Legal Name (AS LISTED ON PASSPORT)**

Last Name/Family Surname

First Name/Given Name

Middle Name

Former Names or other names under which your records may appear

Last Name/Family Surname	First Name/Given Name	Middle Name
<input style="width: 90%;" type="text"/>	<input style="width: 90%;" type="text"/>	<input style="width: 90%;" type="text"/>

1. 在“Last name/Family name”一栏，填写你的姓。
2. 在“First/Given name”一栏，填写你的名。
3. “Middle name”一栏不用填写，因为中国人没有中间名。
4. 如果你有曾用名或在身份文件中用过其他姓名，请在 **Former Names or other names under which your records may appear** 中填写。若没有，请忽略。

b. 住址信息:

*** Permanent Address in Home Country**

Country:	<input type="text" value="▼"/>
Address line one:	<input type="text"/>
Address line two:	<input type="text"/>
City:	<input type="text"/>
State/Province:	<input type="text" value="▼"/>
Postal Code:	<input type="text"/>
Is your mailing address the same as your permanent address? <input type="radio"/> Yes <input type="radio"/> No	

1. 在“Country”一栏，下拉选择“China”。
2. 在“Address line one”一栏输入街道名和门牌号码。注意，地址需要按照从小到大的地址来填写，如 Room, Building, Street, District.
3. 如果在上一栏中没有足够的空间,可以在“Address line two”一栏输入剩余地址。
4. 在“City”一栏填写城市名。
5. 在“State/Province”一栏，下拉选择省名或直辖市名。
6. 在“Postal Code”一栏填写邮政编码。
7. 若邮寄地址与住址一致请在“Is your mailing address the same as your permanent address”一栏选择 YES，并忽略以下界面内容。若地址不同请选择 NO，并在以下界面填写邮寄地址：

Mailing Address

(if different from permanent address)

Country:	<input type="text" value="China"/>
Address line one:	<input type="text"/>
Address line two:	<input type="text"/>
City:	<input type="text"/>
State/Province:	<input type="text" value="▼"/>
Postal Code:	<input type="text"/>

c. 电子邮件地址、联系方式及签证信息 (学生请根据所申请项目填写相应内容):

- 以下适用于 **2+2 双学位、转学生以及高中毕业生直录**

*** Email Addresses**

Primary email address:

Re-enter email address:

Phone Numbers

* Home Phone: (INCLUDE COUNTRY AND CITY CODES)

Contact Phone: (INCLUDE COUNTRY AND CITY CODES)

*** VISA Information**

Do you plan to attend NAU on a F-1 Student VISA? ☒ Yes ☐ No

Do you plan to attend NAU on a J-1 Exchange Student VISA? ☐ Yes ☒ No

Are you currently in the USA on a VISA? ☒ Not in USA
☐ Student (F-1)
☐ Other
 - please specify status

Do you plan to apply for an Online-only Program (Stay in Home country, no immigration paperwork will be issued by NAU)? ☐ Yes ☒ No

1. 在“Primary email address”一栏会自动显示注册时填写的邮箱，确认邮箱不需更改后，在下面“Re-enter email address”一栏中再次输入个人电子邮箱地址。
2. 在“Home Phone 和 Contact Phone”两栏中输入家庭电话或手机号。注意，中国区号为“86”。若填写的是固定电话号码，在中国区号后还需输入城市区号。
3. “Do you plan to attend NAU on a F-1 Student VISA”一栏中勾选 YES.
4. 请在 “Do you plan to attend NAU on a J-1 Student VISA”一栏 中勾选 NO.
5. “Are you currently in the USA on a VISA” 如果目前你已在美国就读且持有 F1 签证，请勾选 Student (F-1); 如果没有请勾选 Not in USA.
6. 在 “Do you plan to apply for an Online-only Program”一栏中勾选 NO.

- 以下适用于短期学分互换项目学生

*** Email Addresses**

Primary email address:

Re-enter email address:

Phone Numbers

* Home Phone: (INCLUDE COUNTRY AND CITY CODES)


Contact Phone: (INCLUDE COUNTRY AND CITY CODES)

*** VISA Information**

Do you plan to attend NAU on a F-1 Student VISA? ☐ Yes ☒ No

Do you plan to attend NAU on a J-1 Exchange Student VISA? ☒ Yes ☐ No

Select one of the following:

请选择一学期或一学年  ☐ One semester ☒ Two semesters (Academic Year) ☐ China 1-2-1 Program

Are you currently in the USA on a VISA? ☒ Not in USA ☐ Student (F-1) ☐ Other - please specify status

Do you plan to apply for an Online-only Program (Stay in Home country, no immigration paperwork will be issued by NAU)? ☐ Yes ☒ No

1. 在“Primary email address”一栏会自动显示注册时填写的邮箱，确认邮箱不需更改后，在下面“Re-enter email address”一栏中再次输入个人电子邮箱地址。
2. 在“Home Phone 和 Contact Phone”两栏中输入家庭电话或手机号。注意，中国区号为“86”。若填写的是固定电话号码，在中国区号后还需输入城市区号。
3. 请在“Do you plan to attend NAU on a F-1 Student VISA”一栏中勾选 NO.
4. 请在“Do you plan to attend NAU on a J-1 Student VISA”一栏 中勾选 YES.
5. 请在“Select one of the following”一栏根据自己的计划勾选一学期或一学年。
6. 在“Are you currently in the USA on a VISA”一栏中勾选 Not in USA.
7. 在“Do you plan to apply for an Online-only Program”一栏中勾选 NO.

d. 统计信息:

Demographic Information

* Date of Birth: / / (mm/dd/yyyy)

* Gender: ☒ Male ☐ Female

* City of Birth:

* Country of Birth:

* Country of Citizenship:

* Country of Legal Permanent Residence:


1. 在“Date of Birth”一栏选择生日日期。
2. 在“Gender”一栏选择性别。
3. 在“City of Birth”一栏填写出生城市。
4. 在“Country of Birth”一栏中下拉选择中国。
5. 在“Country of Citizenship”一栏下拉选择中国。
6. 在“Country of Legal Permanent Residence”一栏中下拉选择中国。
7. 点击 进入下个界面

e. 填写紧急联系人信息：



The form is titled "Emergency Contact Information" and contains the following fields and controls:

- Relationship:** A dropdown menu.
- Name Fields:** Three input boxes labeled "Last Name/Family Surname", "First Name", and "Middle Name".
- Address Checkbox:** A checkbox labeled "Same Address as Applicant".
- Country:** A dropdown menu.
- Address line one:** An input box.
- Address line two:** An input box.
- City:** An input box.
- State/Province:** A dropdown menu.
- Postal Code:** An input box.
- Phone:** An input box with the instruction "(INCLUDE COUNTRY AND CITY CODES)".
- Email address:** An input box.
- Navigation Buttons:** A row of buttons: "<< First", "< Previous", "Save", "Save & Exit", "Next >", and "Last >>". The "Next >" button is highlighted with a red box.

1. 在“Relationship”一栏下拉选择紧急联系人与你的关系。
2. 在“Last name/Family Surname”一栏，填写紧急联系人姓。
3. 在“First name”一栏，填写紧急联系人姓
4. 若紧急联系人住址与申请本人一致，请勾选下方“Same Address as Applicant”，并只需在“Phone”和“Email address”栏填写紧急联系人电话和邮箱地址。
5. 若紧急联系人住址与申请本人不一致，请在下方界面按照之前介绍的方法填写紧急联系人地址和联系方式。
6. 点击  入学术信息界面。

f. 学术信息:

If you have not met NAU's English proficiency requirement you may enroll in the Program in Intensive English until your English proficiency is established or you may take the English Proficiency Test upon arrival at NAU.

* (Please select one)

☐ I meet NAU's English Proficiency Requirement by ▼

☐ I do not meet NAU's English Proficiency Requirement and I would like to enroll in the Program in Intensive English until my English proficiency is established.

☐ I intend to take the English level Placement Test upon arrival. I understand I will be charged for this.

Academic Information

* Planned start date at NAU: Fall 2018 ▼

- Fall Semester begins in August
- Spring Semester begins in January
- Summer Sessions begin in June

If you have attended NAU in the past, please provide the last year of attendance: (yyyy)

Previous NAU Student ID:

* Select your intended academic major: Search

* Campus:

Note: International (F-1) students are accepted at "Flagstaff Mountain" (main) or "Yuma" campuses only. International exchange students are accepted at the "Flagstaff Mountain" (main) campus only.

<< First
< Previous
Save
Save & Exit
Next >
Last >>

1. 若你已满足 NAU 语言成绩要求，请点击右图示中选栏，并下拉选择语言测试类别。

☐ I meet NAU's English Proficiency Requirement by ▼

2. 若没有通过语言成绩要求，并希望参加 PIE 英语强化项目，请点击右图示中选栏。

☐ I do not meet NAU's English Proficiency Requirement and I would like to enroll in the Program in Intensive English until my English proficiency is established.





3. 若希望抵达 NAU 后参加英语测试，请点击右图示中选栏。

☐ I intend to take the English level Placement Test upon arrival. I understand I will be charged for this.

4. 在“Planned start date at NAU”一栏，请下拉选择 2018 Fall.

5. 若是第一次申请 NAU, 请忽略“If you have attended NAU in the past, please provide the last year of attendance”和“Previous NAU Student ID”两栏。

6. 点击“Select your intended academic major”栏中  进入以下界面:

Campus: 
Program: 
 

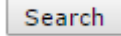
Below is a list of NAU Undergraduate Programs available only at the specified campus (in parenthesis).

1. Select your desired program and campus location.
- OR
2. Didn't find your program? Click clear to search again.

- [Astronomy - Undergraduate \(Flagstaff Mountain\)](#)

→ 请点击此处

7. 在“Campus”一栏下拉选择 Flagstaff Mountain.

8. 在“Program”一栏下拉选择自己的专业, 并点击 

9. 点击  后, 界面最下方会出现你选择的专业名称, 点击专业名称页面跳转回学术信息录入界面。

10. 点击 

g. 教育背景信息:

* Institution #1:	<input type="text"/>
Full address of Institution: (Number, Street, City, Province / State, Prefecture, Postal code if applicable)	<input type="text"/>
Country:	<input type="text"/>
Beginning Date:	<input type="text"/> / <input type="text"/> (mm/yyyy)
Ending Date:	<input type="text"/> / <input type="text"/> (mm/yyyy)
Graduation Date:	<input type="text"/> / <input type="text"/> (mm/yyyy)
Degree/Diploma Received:	<input type="text"/>

1. “Institution #1”

- 申请 2+2 项目、转学生、短期项目的学生请填写目前所在大学名称
- 高中毕业生直录请填写高中名称

2. 在“Full address of Institution”一栏填写大学或高中街道名和门牌号码。注意，地址需要按照从小到大的地址来填写。

3. 在“Country”一栏填写国家。

4. 在“Beginning Date”一栏填写入学第一学期开始日期。

5. 在“Ending Date”一栏填写最后一学期结束日期。

6. 在“Graduation Date”一栏填写毕业日期。

7. “Degree/Diploma Received”

- 申请 2+2 项目、转学生、短期项目的学生请填写 Bachelor Degree.
- 高中毕业生直录请填写 High School Degree

h. 监护人信息:

Mother/Guardian

Relationship:

☐ Mother ☐ Guardian

Last Name:

First Name:

Middle Name:

Is your mother/guardian's address the same as your permanent address?

☐ Yes ☐ No

Country

Address line one:

Address line two:

City:

State/Province:

Postal Code

Phone Number:

(INCLUDE COUNTRY AND CITY CODES)

Email Address:

Degree(s) earned, if applicable:

☐ Associate's ☐ Bachelor's ☐ Master's ☐ Doctorate

NAU Graduate?

☐ Yes ☐ No

1. 在“Relationship”一栏选择监护人与你的关系。
2. 在“Last Name”和“First Name”两栏中填写姓与名。
3. 若监护人住址与申请本人一致，请勾选下方“Same Address as Applicant”.并只需在“Phone”和“Email address”栏填写监护人电话和邮箱地址。
4. 若监护人住址与申请本人不一致，请在下方界面按照之前介绍的方法填写监护人地址和联系方式。

i. 补充信息:

Housing Interest

Do you plan to live on campus?

☒ Yes ☐ No

(If yes, you will need to complete an application for on campus housing with the Office of Residence Life)

How did you learn about NAU?

Please select one

- ☐ Exchange Partner Institution
- ☐ Counselor / Agent / Advisor
- ☐ Advertisement in Printed Publication
- ☐ Embassy
- ☐ Education USA office
- ☐ NAU International Recruiter
- ☐ NAU Staff or Faculty
- ☐ Alumni / Friend / Relative
- ☐ Current NAU Student
- ☐ College Fair
- ☐ Web / Internet
- ☐ Facebook / Orkut / Renren
- ☐ Other

1. 在“Do you plan to live on campus”一栏中选择是否计划住在校内宿舍。
2. “How did you learn about NAU”
 - 申请 2+2 项目的学生请选择 Exchange Partner Institution，并在后面方框内写上所在中方大学的英文全称和 2+2 program student
 - 申请短期项目的学生请选择 Exchange Partner Institution，并在后面方框内写上所在中方大学的英文全称和 Short term student
 - 申请高中毕业生直录、转学的同学请根据实际情况填写即可

j. 提交申请:

请仔细阅读下面界面中声明内容, 并勾选 YES. 在“Promotional Code”中输入 **NAUCHINA11**

代码, 可为中国项目学生免除 50 美金申请费用。最后点击  提交申请。

Certification Statement

By selecting "Yes" below, I:

- Understand that I still need to submit my official transcripts from the Institutions I have listed, official test scores, and financial guarantee in order to complete my application.
- Certify that the information contained in this application, in the statement of purpose, and in the supporting documents is complete and accurate.
- Understand that withholding information requested or giving false information may be sufficient cause for denial of admission or termination of enrollment at Northern Arizona University.
- Authorize any high school, university or college I have attended to furnish enrollment and/or grade information as may be requested by Northern Arizona University.
- Promise to fulfill all financial obligations to the institution which I may incur and will comply with all Board of Regents and institutional policies or standards.
- Authorize Northern Arizona University to release my education records to my home institution/sponsoring agency. (For Exchange Students and Sponsored Students)

输入代码 ☐ Yes Date: 03 | 27 | 2018 (mm/dd/yyyy)

Promotional Code

[<< First](#) [< Previous](#) [Save](#) [Save & Exit](#) [Submit](#)

第三步: 申请成功!

提交申请后会看到以下界面:

Northern Arizona University - Undergrad International

Success! Your form has been successfully submitted... Please read, print and bookmark this important page.


Northern Arizona University - Int Undergraduate

Submitted

[View Form HTML](#)

[View Details](#)

[View entire transaction history](#)

可以单击  浏览刚才所填写的申请信息。再次登录时如果忘记密码, 可以通过以下步骤找回。

登录 <https://www.applyweb.com/northazi/> :

Apply Online at Northern Arizona University

Northern Arizona University uses CollegeNET as our online application provider.

Visit our homepage for more information about the campus, academics, application help and requirements.

NAU's Center for International Education homepage

There is a \$50.00 application and processing fee for International Undergraduate applicants. This application is for international student applicants who are applying for the Flagstaff Mountain main campus, Extended Campuses and online-only programs.

Proceed with Online Application Submission

Step 1: [Create An Account](#)

Step 2: [Read Directions & Instructions](#)

Step 3: [Complete online International Student Application](#)

Review Your Account at any time

- [Review Your Activity](#)
- [Change Your Password](#)
- [Forgot Your Password?](#)

点击 **Forgot Your Password** 进入以下界面:

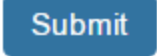
SUPPORT

Account Support

Type in the email address you used when you created your account to receive assistance in recovering your password.

Submit

1. 在“Email”一栏填写个人电子邮箱地址。

2. 点击  后系统会发送一封确认邮件至你的个人电子邮箱，请进入个人电子邮箱点击确认邮件内的链接，进入以下界面：(如果收件箱没有该邮件，请检查是否在垃圾箱)

SUPPORT

Set up a new password

Your password must contain at least 8 characters.
The longer your password, the more secure it is.

New password

Re-type new password

3. 在“New password”一栏中输入新密码。
4. 在“Re-type new password”一栏中再次输入新密码。
5. 点击 完成密码修改。