

美国北亚利桑那大学 2020 年秋季本科项目申请流程

1. 完成在线申请表并保存: <https://www.applyweb.com/apply/northazi/>

请参考第 4 页申请表填写指南。成功提交后, 请按照第 18 页指示获取在线申请表 PDF 版与以下材料一同发送。

2. 中、英文高中三年成绩单或中、英文高考成绩单

申请一学期或一学年短期项目学生无需提供。高中毕业直录学生需由学生所在高中欧式发送高中三年成绩单扫描件。**疫情期间如遇学校尚未开学等原因无法获取高中三年或高考成绩单, 可先提交除该项以外的申请文件进行录取工作。在 2020 年 6 月 30 号前补交学生英文高中或高考成绩单, 逾期提交会影响学生选课和入学工作。**

3. 中、英文大学成绩单

需由学生所在院校国际处老师发送; 高中毕业生直录学生无需提供; 递交申请时可提交目前已有的(上学期及以前)大学成绩单, 还未取得的最新(当下学期)成绩单需要在学期结束后第一时间提交。**春季成绩单递交截止日期为 11 月 30 日; 秋季成绩单递交截止日期为 7 月 31 日。**

4. 资金证明 30 万人民币

注: 申请一学期短期项目只需开据 15 万人民币; 资金证明需在提交录取后的三个月内有效, 此项只接受银行存款证明, 理财类证明无效。若存款人不是学生本人, 则需完成第 3 页中的资金担保证明。

5. 语言成绩

- 托福 TOEFL 70 IBT (学校代码 4006, 接受 MyBest Score 拼分);
- 雅思 IELTS 6;
- 多邻国 Duolingo 95

未满足语言要求或没有语言成绩的同学, 我们可提供条件性录取。在开学第一周内参加语言测试。通过测试后即可进入专业课学习; 未通过测试的学生将根据语言测试成绩划分等级, 进入 NAU 语言学习中心 PIE 进行语言培训。**春节语言成绩递交截止日期为 12 月 15 日; 秋季递交截止日期为 8 月 1 日。**

6. 护照扫描件

注：为帮助学生尽快完成录取，可以先发送以上所有材料的电子扫描版至 china@nau.edu 做申请。所有原件可在开学报到时递交到 NAU 的国际教育中心 Center for International Education。

全球疫情期间，**NAU** 正在积极协调 **2020** 年秋季学期的上课安排，并有可能将课程转换为网络授课方式。请已录取的同学们密切关注自己的 **NAU** 邮箱，我们将通过邮件的方式提供最新官方进展。

北亚利桑那大学中国 (北京) 代表处联系方式

电话：010-58690302

邮箱： china@nau.edu

International Admissions and Recruitment

Prior to issuing an I-20 or DS-2019, Northern Arizona University is required to verify that international students have sufficient financial support to pay for all expenses while studying in the United States. Cost of attendance information can be found here for undergraduates nau.edu/cie/international-admissions/tuition-fees and here for graduates nau.edu/graduate-college/international-graduate-admission.

Section 1: STUDENT INFORMATION

Name	
Birth Date	
NAU ID (if you have one)	

Student Type:

- ☐ Program in Intensive English (.5 – 2+ years)
- ☐ Undergraduate Student (1 – 4 years)
- ☐ Exchange Student (.5 – 1 year)
- ☐ Reduced Tuition Rate Student (.5 – 1 year)
- ☐ Graduate Student (.5 – 4 years)

Section 2: FINANCIAL SPONSOR INFORMATION

As a financial sponsor for a student, you are being asked to confirm your ability and willingness to pay for a student's expenses during their studies at NAU. This form must accompany a bank statement or letter from the bank. Please note the following:

1. The sponsor's name must appear on the financial documents and match the name on this form.
2. Only checking, savings, and cash accounts are acceptable. Investments such as retirement accounts, mutual funds, insurance, and other investments cannot be used.
3. The financial statement must be no older than 6 months.

Name	
Relationship to applicant	

Are you an F-1 student currently in the US? ☐ YES ☐ NO

Do you agree to pay 100% of costs associated with attendance at NAU, according to the information listed above? If you do not agree to pay all costs the student will be required to submit additional bank statements. ☐ YES ☐ NO

If no, please list the yearly amount you agree to pay: _____

I hereby attest that I am willing and able to provide financial support to the student named above, based on the costs identified above, for each year of study at Northern Arizona University.

Sponsor's signature:	Date:
----------------------	-------

在线申请表填写指南

第一步：创建账号

登录 <https://www.applyweb.com/northazi/> 你会看到以下界面：

Online Application Menu

Apply Online at Northern Arizona University

Northern Arizona University uses CollegeNET as our online application provider.

Visit our homepage for more information about the campus, academics, application help and requirements.

[NAU's Center for International Education homepage](#)

Getting Started

Create a new account or log in using your email address.

请点击此处

• [Create Your Account](#)

• [Account Directions & Information](#)

Apply Online

Get started or continue work on your application today.

• [Online Application](#)

Manage Your Account

Update your information and keep track of already completed applications.

• [Change Your Password](#)

• [Forgot Your Log In Information?](#)

点击 **Step 1: Create An Account** 建立账户，进入以下界面：

Account Email/Username and Password

Email Address
Your email address is your username

New Password

Confirm Password

Personal Information

First Name

Last Name

Date of Birth 

Create Account

1. 在“Email”一栏, 填写你的个人电子邮箱。
2. 在“Password”一栏, 设置帐户密码。
3. 在“Password Confirmation”一栏再次输入账户密码。
(请牢记自己设置的密码, 可以用于未来查询、修改申请表信息)
4. 在“First name”一栏, 填写你的名。
5. 在“Last name”一栏, 填写你的姓。
6. 在“Date of Birth”一栏, 选择自己的生日。
7. 点击 **Create Account**
8. 系统会发送一封确认邮件至你的个人电子邮箱, 请进入个人电子邮箱点击确认邮件内的链接, 进入以下界面: (如果收件箱没有该邮件, 请检查是否在垃圾箱)



The image shows a web interface for logging in or creating a new account. It features two input fields: 'Username' and 'Password'. Below the 'Password' field is a link that says 'Forgot your password?'. There is a blue 'Log In' button, which is highlighted with a red box and a red arrow pointing to it from the text '请点击此处' (Click here). Below the 'Log In' button, there is a link that says 'Or, if you are new, please' followed by a button that says 'Create a New Account'.

9. 在“Username”一栏填写个人电子邮箱地址。
10. 在“Password”一栏填写之前设置好的密码。
11. 点击 **Log In**, 完成账户建立并登录。

第二步：信息录入

Apply Online at Northern Arizona University

Northern Arizona University uses CollegeNET as our online application provider.

Visit our homepage for more information about the campus, academics, application help and requirements.

[NAU's Center for International Education homepage](#)

Getting Started

Create a new account or log in using your email address.

• [Create Your Account](#)

• [Account Directions & Information](#)

Apply Online

Get started or continue work on your application today.

请点击这里 ←

• [Online Application](#)

Manage Your Account

Update your information and keep track of already completed applications.

• [Change Your Password](#)

• [Forgot Your Log In Information?](#)

登录账户后，你会看到以下界面：

点击 **Online Application** (以下内容需与护照信息一致)：

a. 姓名信息：

Personal Information

Full Legal Name (AS LISTED ON PASSPORT)

* Last Name/Family Surname: [Change Name](#)

* First Name/Given Name:

Middle Name:

Former Names or other names under which your records may appear

Last Name/Family Surname:

First Name/Given Name:

Middle Name:

1. 在“Last name/Family name”一栏，填写你的姓。
2. 在“First/Given name”一栏，填写你的名。
3. “Middle name”一栏不用填写，因为中国人没有中间名。

4. 如果你有曾用名或在身份文件中用过其他姓名，请在 **Former Names or other names under which your records may appear** 中填写。若没有，请忽略。

b. 住址信息：

Permanent Address in Home Country

* Country:

* Address Line One:

Address Line Two:

* City:

* State/Province:

* Postal Code:

Is your mailing address the same as your ☐ Yes ☐ No permanent address?

1. 在“Country”一栏，下拉选择“China”。
2. 在“Address line one”一栏输入街道名和门牌号码。注意，地址需要按照从小到大的地址来填写，如 Room, Building, Street, District.
3. 如果在上一栏中没有足够的空间,可以在“Address line two”一栏输入剩余地址。
4. 在“City”一栏填写城市名。
5. 在“State/Province”一栏，下拉选择省名或直辖市名。
6. 在“Postal Code”一栏填写邮政编码。
7. 若邮寄地址与住址一致请在“Is your mailing address the same as your permanent address”一栏选择 YES，并忽略以下界面内容。若地址不同请选择 NO，并在以下界面填写邮寄地址：

Mailing Address (if different from permanent address)

Country:

Address Line One:

Address Line Two:

City:

State/Province:

Postal Code:

c. 电子邮件地址、联系方式及签证信息 (学生请根据所申请项目填写相应内容):

- 以下适用于 **2+2 双学位、转学生以及高中毕业生直录**

Email Address

* Primary Email Address:

Phone Numbers

* Home Phone: Include country and city codes

Contact Phone: Include country and city codes

VISA Information

* Please select the status on which you plan to attend NAU:

☒ F-1 Student Visa

☐ J-1 Exchange Student Visa

☐ Online-Only program (stay in home country, no immigration paperwork will be issued by NAU)

☐ Other status

* Are you currently in the USA on a VISA? ☐ Yes

☒ No

1. 在“Primary email address”一栏会自动显示注册时填写的邮箱，确认邮箱不需更改后，在下面“Re-enter email address”一栏中再次输入个人电子邮箱地址。
2. 在“Home Phone 和 Contact Phone”两栏中输入家庭电话或手机号。注意，中国区号为“86”。若填写的是固定电话号码，在中国区号后还需输入城市区号。

3. 在 “Please select the status on which you plan to attend NAU”一栏中勾选 F-1 Student Visa.
4. 在 “Are you currently in the USA on a VISA”一栏中勾选 No

- 以下适用于短期学分互换项目学生

Email Address

* Primary Email Address: [Change Email](#)

Phone Numbers

* Home Phone: Include country and city codes

Contact Phone: Include country and city codes

VISA Information

* Please select the status on which you plan to attend NAU:

☐ F-1 Student Visa

☒ J-1 Exchange Student Visa

* Select one of the following:

☒ One semester

☐ Two semesters (Academic Year)

☐ China 1-2-1 Program

☐ Online-Only program (stay in home country, no immigration paperwork will be issued by NAU)

☐ Other status

* Are you currently in the USA on a VISA?

☐ Yes

☒ No

1. 在“Primary email address”一栏会自动显示注册时填写的邮箱，确认邮箱不需更改后，在下面“Re-enter email address”一栏中再次输入个人电子邮箱地址。
2. 在“Home Phone 和 Contact Phone”两栏中输入家庭电话或手机号。注意，中国区号为“86”。若填写的是固定电话号码，在中国区号后还需输入城市区号。
3. 在 “Please select the status on which you plan to attend NAU”一栏中勾选 J-1 Exchange Student Visa。
4. 请在 “Select one of the following”一栏根据自己的计划勾选一学期或一学年。
5. 在 “Are you currently in the USA on a VISA”一栏中勾选 No.

d. 统计信息:

Demographic Information

* Date of Birth: / / (mm/dd/yyyy)

* Gender: ☒ Male ☐ Female

* City of Birth:

* Country of Birth:

* Country of Citizenship:

* Country of Legal Permanent Residence:

* Upload the main page of your passport here. No file chosen
Accepted File Types: .jpg, .tif, .txt, .pdf, .gif, .rtf, .png, .doc, .docx

Page 1 of 6

1. 在“Date of Birth”一栏选择生日日期。
2. 在“Gender”一栏选择性别。
3. 在“City of Birth”一栏填写出生城市。
4. 在“Country of Birth”一栏中下拉选择中国。
5. 在“Country of Citizenship”一栏下拉选择中国。
6. 在“Country of Legal Permanent Residence”一栏中下拉选择中国。
7. 在“Upload the main page of your passport here”一栏中上传护照首页，还未取得护照的同学请先上传身份证扫描件。
8. 点击 进入下个界面

e. 填写紧急联系人信息:

Emergency Contact Information

Relationship:

* Last Name/Family Surname:

* First Name:

Middle Name:

☐ Same Address as Applicant

Country:

Address Line One:

Address Line Two:

City:

State/Province:

Postal Code:

* Phone: Include country and city codes

Email Address:

Page 2 of 6

1. 在“Relationship”一栏下拉选择紧急联系人与你的关系。
2. 在“Last name/Family Surname”一栏，填写紧急联系人姓。
3. 在“First name”一栏，填写紧急联系人姓
4. 若紧急联系人住址与申请本人一致，请勾选下方“Same Address as Applicant”，并只需在“Phone”和“Email address”栏填写紧急联系人电话和邮箱地址。
5. 若紧急联系人住址与申请本人不一致，请在下方界面按照之前介绍的方法填写紧急联系人地址和联系方式。
6. 点击 入学术信息界面。

f. 学术信息:

Program Choice

Search for a Program

Show by Campus Name

Show by Degree Name

1. 在“Search for a Program”一栏中选择自己想要申请的专业名称
2. 或点击“Filter by...”一栏后，在“Show by Campus Name”一栏中选择 Flagstaff Mountain
3. 在“Show by Degree Name”一栏中选择自己想要申请的专业名称

Program Choice

Search for a Program

Flagstaff Mountain

Select Term:		Select
Anthropology (BA)	Spring 2019 Summer 2019 Fall 2019	Degree Name - Bachelor of Arts
Ap Indigenous Studies (BA)		Degree Name - Bachelor of Arts
Ap Indigenous Studies (BS)		Degree Name - Bachelor of Science
Applied Computer Sci (BS)		Degree Name - Bachelor of Science
Art Education (BSED)		Degree Name - BS in Education

4. 在“Select Term”一栏中选择入学学期，点击 Select 进入以下界面后点击 Next

Program Display

You have successfully chosen a program. See details below.

Your Selection:

Term:

English Proficiency Requirement

1. You can meet NAU's English proficiency requirement by taking one of the following exams within the past two years:

- TOEFL minimum score of 525 PBT, 70 IBT, or 193 CBT
- IELTS score of 6.0 band or higher
- ACT English sub score of 21 or higher
- SAT verbal score of 510 or higher

You must send official exam results to NAU.

--or--

2. You have a Bachelor's degree or Associate's degree or you have taken college level English composition from an accredited institution where English is the official language of instruction.
3. You have completed high school/secondary education in a country where English is an official language. [Click for complete list.](#)

If you have not met NAU's English proficiency requirement you may enroll in the Program in Intensive English until your English proficiency is established or you may take the English Proficiency Test upon arrival at NAU.

- * Please select one:
- ☐ I meet NAU's English Proficiency Requirement
- ☐ I do not meet NAU's English Proficiency Requirement and I would like to enroll in the Program in Intensive English until my English proficiency is established.
- ☐ I intend to take the English level Placement Test upon arrival. I understand I will be charged for this.

1. 若你已满足 NAU 语言成绩要求，请点击右图示中选栏，并下拉选择语言测试类别。请同学不要在线上传语言成绩单，请将语言成绩扫描件发送至 china@nau.edu

☐ I meet NAU's English Proficiency Requirement by

2. 若未满足语言成绩要求，并希望参加 PIE 英语强化项目或在开学前自行通过语言测试，请点击右图示中选栏。

☐ I do not meet NAU's English Proficiency Requirement and I would like to enroll in the Program in Intensive English until my English proficiency is established.

3. 若希望抵达 NAU 后参加英语测试，请点击右图示中选栏。

☐ I intend to take the English level Placement Test upon arrival. I understand I will be charged for this.

Academic Information

If you have attended NAU in the past, please
provide the last year of attendance:

 (yyyy)

Previous NAU Student ID:

若是第一次申请 NAU, 请忽略“If you have attended NAU in the past, please provide the last year of attendance”和“Previous NAU Student ID”两栏。

g. 教育背景信息:

中国(国内)高中或大学信息:

* Institution #1:	<input type="text"/>
Full address of Institution: (Number, Street, City, Province / State, Prefecture, Postal code if applicable)	<input type="text"/>
Country:	<input type="text"/>
Beginning Date:	<input type="text"/> / <input type="text"/> (mm/yyyy)
Ending Date:	<input type="text"/> / <input type="text"/> (mm/yyyy)
Graduation Date:	<input type="text"/> / <input type="text"/> (mm/yyyy)
Degree/Diploma Received:	<input type="text"/>

1. 在“Institution #1”一栏填写国内高中或大学名称。
2. 在“Full address of Institution”一栏填写高中或大学街道名和门牌号码。注意，地址需要按照从小到大的地址来填写。
3. 在“Country”一栏填写国家。
4. 在“Beginning Date”一栏填写大一第一学期开始日期。
5. 在“Ending Date”一栏填写最后一学期结束日期。

6. 在“Graduation Date”一栏填写毕业日期。
7. 在“Degree/Diploma Received”一栏填写高中或大学学历。
8. 请同学不要在线上传成绩单，请由学校老师将成绩单扫描件发送至 china@nau.edu

Financial Guarantee

In order to receive the immigration paperwork for an F-1 or J-1 student VISA, applicants must provide proof of financial support. Please see [Tuition & Fees](#).

Upload your financial documents here. If you do not yet have financial documents you may complete your application and later send your documents to studynau@nau.edu. You will not receive your immigration documents needed to enter the United States until we receive your documents.

No file chosen
Accepted File Types: .jpg, .tif, .txt, .pdf, .gif, .rtf, .png, .doc, .docx

请同学不要按照上述要求在线上传资金证明，请将资金证明扫描件发送至 china@nau.edu

h. 监护人信息:

Mother/Guardian

Relationship:

☐ Mother ☐ Guardian

Last Name:

First Name:

Middle Name:

Is your mother/guardian's address the same as your permanent address?

☐ Yes ☐ No

Country

Address line one:

Address line two:

City:

State/Province:

Postal Code

Phone Number:

 (INCLUDE COUNTRY AND CITY CODES)

Email Address:

Degree(s) earned, if applicable:

☐ Associate's ☐ Bachelor's ☐ Master's ☐ Doctorate

NAU Graduate?

☐ Yes ☐ No

1. 在“Relationship”一栏选择监护人与你的关系。
2. 在“Last Name”和“First Name”两栏中填写姓与名。
4. 若监护人住址与申请本人一致，请勾选下方“Same Address as Applicant”.并只需在“Phone”和“Email address”栏填写监护人电话和邮箱地址。
5. 若监护人住址与申请本人不一致，请在下方界面按照之前介绍的方法填写监护人地址和联系方式。

i. 补充信息:

Housing Interest

Do you plan to live on campus? ☒ Yes ☐ No

(If yes, you will need to complete an application for on campus housing with the Office of Residence Life)

How did you learn about NAU?

Please select one: ☒ Exchange Partner Institution

Please specify:

- ☐ Counselor / Agent / Advisor
- ☐ Advertisement in Printed Publication
- ☐ Embassy
- ☐ Education USA office
- ☐ NAU International Recruiter
- ☐ NAU Staff or Faculty
- ☐ Alumni / Friend / Relative
- ☐ Current NAU Student
- ☐ College Fair
- ☐ Web / Internet
- ☐ Facebook / Orkut / Renren
- ☐ Other

1. 在“Do you plan to live on campus”一栏勾选 YES。
2. “How did you learn about NAU”
 - 申请 2+2 项目的学生请选择 Exchange Partner Institution，并在后面方框内写上所在中方大学的英文全称和 2+2 program student
 - 申请短期项目的学生请选择 Exchange Partner Institution，并在后面方框内写上所在中方大学的英文全称和 Short term student
 - 申请高中毕业生直录、转学的同学根据实际情况填写即可

j. 提交申请:

请仔细阅读下面界面中声明内容，并勾选 YES。在“Promotional Code”中输入 **NAUCHINA11** 代码，可为中国学生免除 50 美金申请费用。最后点击  提交申请。

*** Certification Statement**

By selecting "Yes" below, I:

1. Understand that I still need to submit my official transcripts from the institutions I have listed, official test scores, and financial guarantee in order to complete my application.
2. Certify that the information contained in this application, in the statement of purpose, and in the supporting documents is complete and accurate.
3. Understand that withholding information requested or giving false information may be sufficient cause for denial of admission or termination of enrollment at Northern Arizona University.
4. Authorize any high school, university or college I have attended to furnish enrollment and/or grade information as may be requested by Northern Arizona University.
5. Promise to fulfill all financial obligations to the institution which I may incur and will comply with all Board of Regents and institutional policies or standards.
6. Authorize Northern Arizona University to release my education records to my home institution/sponsoring agency. (For Exchange Students and Sponsored Students)

I certify that all the information given on this application is complete and accurate. If I am admitted, I agree to abide by established rules and regulations of the institution and accept the obligations imposed on me by the honor system.

此处输入代码

☒ Yes

Date: / / (mm/dd/yyyy)

Promotional Code:

Page 6 of 6

Previous

Save

Save & Exit

Submit

第三步：申请成功！

提交申请后会看到以下界面：

Northern Arizona University - Undergrad International

Success! Your form has been successfully submitted... Please read, print and bookmark this important page.

Northern Arizona University - Int Undergraduate

Submitted

View Form HTML

View Details

View entire transaction history

View Form HTML

可以单击 浏览刚才所填写的申请信息，并获取 PDF 格式在线申请表。

再次登录时如果忘记密码，可以通过以下步骤找回。

登录 <https://www.applyweb.com/northazi/>：

Apply Online at Northern Arizona University

Northern Arizona University uses CollegeNET as our online application provider.

Visit our homepage for more information about the campus, academics, application help and requirements.

[NAU's Center for International Education homepage](#)

Getting Started

Create a new account or log in using your email address.

• [Create Your Account](#)

• [Account Directions & Information](#)

Apply Online

Get started or continue work on your application today.

• [Online Application](#)

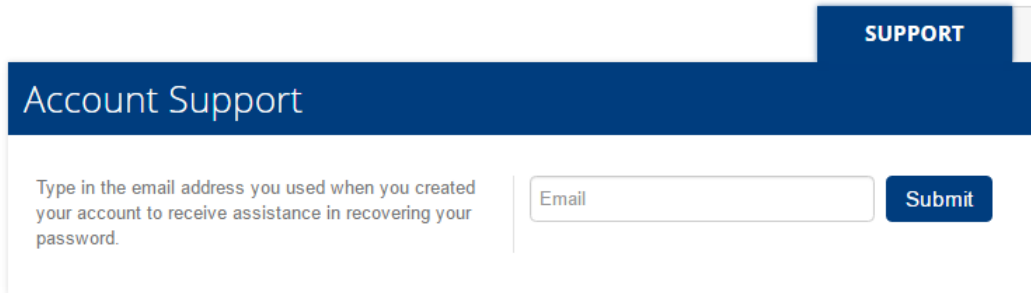
Manage Your Account

Update your information and keep track of already completed applications.

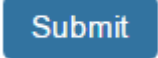
• [Change Your Password](#)

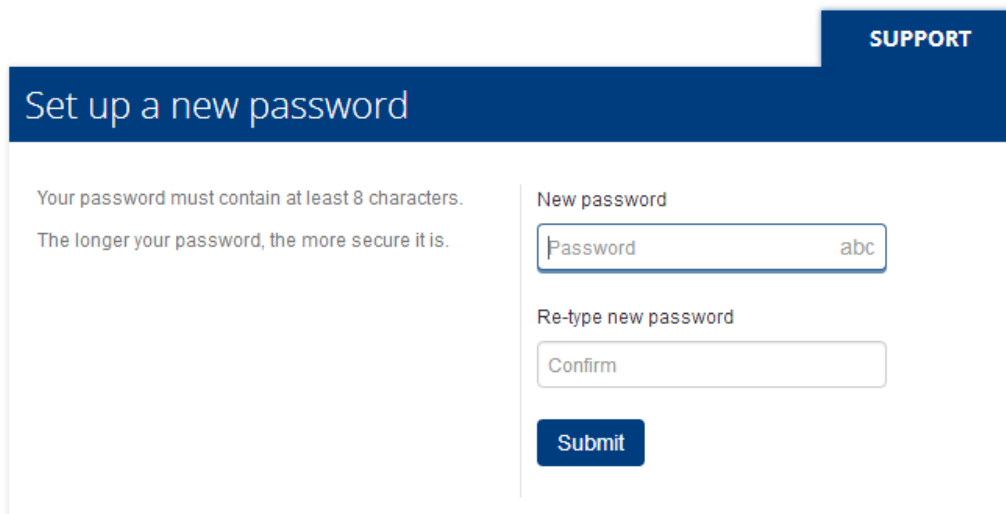
• [Forgot Your Log In Information?](#)

点击 [Forgot Your Log In Information](#) 进入以下界面：



1. 在“Email”一栏填写个人电子邮箱地址。

2. 点击  后系统会发送一封确认邮件至你的个人电子邮箱，请进入个人电子邮箱点击确认邮件内的链接，进入以下界面：(如果收件箱没有该邮件，请检查是否在垃圾箱)



3. 在“New password”一栏中输入新密码。

4. 在“Re-type new password”一栏中再次输入新密码。

5. 点击  完成密码修改。